



# Key Disclosure Statement for the financial year ended: 30 June 2022

## Introductory Statement

The purpose of this disclosure statement is to provide customers and potential customers with information relating to the financial condition of HFC Bank.

The explanation of the terms used in the Key Disclosure Statement is explained in the Reserve Bank publication "Your Bank's Disclosure Statement: What's In It For You", which can be obtained from the Reserve Bank of Fiji. Other information can be viewed at the bank's branches and offices.

## Corporate Information

The full name of the bank is HFC Bank.

The full name of the ultimate parent of HFC Bank is Fiji National Provident Fund, which is domiciled in Fiji.

The names of the directors of HFC Bank are as follows:

- Tom Ricketts (Chairman)
- Vilash Chand (Dep. Chairman)
- Alipate Naiorosui (Member)
- Umarji Musa (Member)
- Mukhtar Ali (Member)
- Viliame Vodonaivalu (Member)
- Robert Bell (Member)

	Audited Current Year	Audited Prior Period
<b>Profitability</b>		
<b>Banking Operations in Fiji:</b>		
Net operating profit/(loss) after tax (\$'000)	32,229	15,040
As a percentage of average total assets	2.04%	1.09%
<b>Global Consolidated Operations:</b>		
Net operating profit/(loss) after tax (F\$ equivalent) (\$'000)	N/A	N/A
As a percentage of average total assets	N/A	N/A
<b>NB: N/A refers to Not Applicable</b>		
<b>Size as at end of financial year</b>		
<b>Banking Operations in Fiji:</b>		
Total assets (\$'000)	1,715,958	1,447,234
The percentage change in total assets over 12 months	18.57%	10.91%
<b>Global Consolidated Operations:</b>		
Total assets (F\$ equivalent) (\$'000)	N/A	N/A
The percentage change in total assets over 12 months	N/A	N/A
<b>NB: N/A refers to Not Applicable</b>		
<b>Capital Adequacy as at end of financial year</b>		
<b>Banking Operations in Fiji:</b>		
Tier 1 Capital (\$'000)	189,633	183,595
Tier 1 Capital to total risk-weighted assets ratio	17.78%	19.08%
Total Capital (\$'000)	202,969	195,625
Capital adequacy ratio	19.03%	20.33%
<b>Global Consolidated Operations:</b>		
Tier 1 Capital (F\$ equivalent) (\$'000)	N/A	N/A
Tier 1 Capital to total risk-weighted assets ratio	N/A	N/A
Total Capital (F\$ equivalent) (\$'000)	N/A	N/A
Capital adequacy ratio	N/A	N/A
<b>NB: N/A refers to Not Applicable</b>		

Asset Quality as at end of financial year

## Banking Operations in Fiji:

Total impaired assets (on- and off-balance sheet) (\$'000)	185,242	181,940
Total impaired assets as a percentage of total assets	10.80%	12.57%
Total individually assessed provisions (\$'000)	19,303	18,106
Total collectively assessed provisions (\$'000)	6,521	5,665
Total provisions as a percentage of total impaired assets	13.94%	13.07%
General reserves for credit losses (\$'000)	16,967	21,733

## Global Consolidated Operations:

Total impaired assets (on- and off-balance sheet) (F\$ equivalent) (\$'000)	N/A	N/A
Total impaired assets as a percentage of total assets	N/A	N/A
Total individually assessed provisions (\$'000)	N/A	N/A
Total collectively assessed provisions (\$'000)	N/A	N/A
Total provisions as a percentage of total impaired assets	N/A	N/A
General reserves for credit losses (\$'000)	N/A	N/A

**NB: N/A refers to Not Applicable**

	Audited Current Year (\$'000)	Audited Prior Period (\$'000)
--	--	--

## Balance Sheet

The Balance Sheet for the HFC Bank are prepared under the IFRSs and includes but not limited to the following:

Cash and liquid assets	33,218	24,305
Balance with the Reserve Bank of Fiji	330,030	224,931
Receivables due from other financial institutions	14,020	8,225
Securities held	124,972	139,447
Loans (including advances to customers and similar facilities)	1,194,980	1,021,217
Provision for impairment	(25,823)	(23,771)
Fixed assets	12,698	12,740
Other assets	31,864	40,142
Total Assets	1,715,958	1,447,234
Deposits of Promissory Notes of statutory bodies	0	0
Payables due to other financial institutions	0	0
Deposits and borrowings	1,209,455	1,141,117
Amounts owed to other depositors	0	0
Certificates of deposits	0	0
Promissory Notes & other liabilities evidenced by paper	0	0
Other borrowed funds	227,412	51,619
Other liabilities	60,800	41,109
Issued and paid up or assigned capital	164,502	164,502
Capital reserves	0	0
Revaluation reserves	0	0
General reserves for credit losses	16,967	21,733
Other reserves	0	0
Retained earnings	36,823	27,154

## Income Statement

The Income Statement for HFC Bank are prepared under the IFRSs and includes, but not limited to the following:

Interest and similar income	72,291	71,808
Interest and similar expense	(14,665)	(24,227)
Dividend income	0	0
Fee and commission revenue	8,052	7,008
Fee and commission expense	0	0
Other revenues arising from financial instruments	271	(41)
Gains less losses arising from dealing securities	0	0
Other expenses arising from financial instruments	0	0
Gains less losses arising from investment securities	0	0
Gains less losses arising from dealing in foreign currencies	3,596	2,954
Other operating revenue	48	127
Bad & doubtful debts (including provisions for impairment)	(7,052)	(19,658)
Recoveries of bad and doubtful debts	0	0
General administration expense	(15,498)	(13,557)
Other operating expense	(6,846)	(5,237)
Net profit or loss before tax	40,198	19,177
Net profit or loss after tax	32,229	15,040

## Ranking of Local Creditors in a Winding Up

- In the event that HFC Bank becomes unable to meet its obligations or suspends payments to depositors and creditors in Fiji, or in the event of liquidation, dissolution or bankruptcy of HFC Bank the assets of HFC Bank in Fiji shall be available to meet HFC Bank's deposit liabilities and claims of creditors in Fiji, in priority to all other liabilities of HFC Bank.


## Availability of Disclosure Statements


- Additional information on HFC Bank's financial condition is available for inspection at our main branch, HFC Centre, 371 Victoria Parade, Suva, other branches and offices. HFC Bank's most recent General Disclosure Statement is available for inspection at all our branches and offices, copies of which maybe obtained.
- HFC Bank's most recent balance sheet and profit and loss statements and other publicly available disclosure statements are available for inspection at all our branches and offices. Where necessary, comparative figures have been adjusted to conform to changes in the presentation in the current year.


## Independent Audit Report

Independent Auditor's Report shall state:

- that the Key Disclosure Statement has been examined by the auditor;
- that the Key Disclosure Statement has been completed in accordance with the Notice & whether the information contained has been properly taken; and
- the nature of the examination conducted and whether a qualified or unqualified opinion has been given in respect of the information.

  
Director

  
Director

  
Auditor